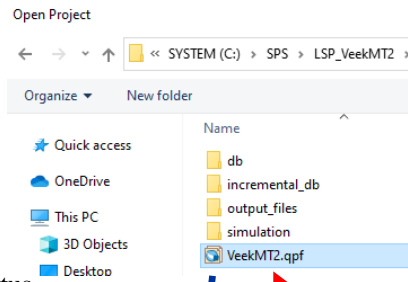
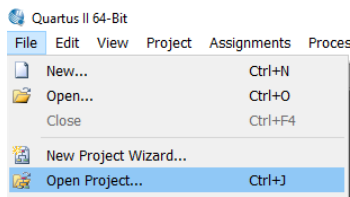
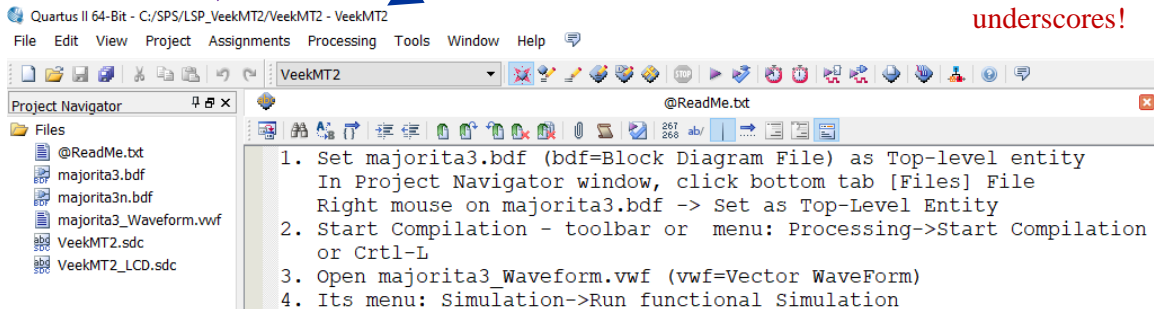


# Opening the project after unpacking its ZIP and starting Quartus



You'd better change the directory name after you close Quartus, and put your name in it, so we can get a handle on C:/SPS.

Notice, that the name of the project does not contain \_ underscores!



## Quartus is a Linux program running in CygWin

Cygwin is a command-line Linux distribution, which includes popular GNU and other open source tools. It allows adapting Linux programs to Microsoft Windows.



- 1 Quartus project=1 directory. It never shares a folder with another project.
- Directories can be freely renamed and entire projects can be moved to other folders, as they only store relative paths.
- All file names and paths must contain only ASCII characters (without diacritics), numbers or \_ underscores, but only one after the other, not at the beginning.
- But it is better to enter project names **without \_ underscores**, the simulation may not work with them. (The reason is hidden somewhere in window updates:-)
- The file names entered in the paths have / slashes as a rule, not \ *backslashes*.
- !!! Spaces and other Windows specialties are strictly forbidden to enter paths, file names and entity names (circuit descriptions).
- Do not use any special character in Quartus comments, as diacritics or China kanji ☺, and so on:-)  
Sometimes, it seems OK, but only for while, you we may run into problems later.

